

# AceConnex™

## PRE-SUTURED FASCIA

For Labral Reconstruction  
and Augmentation

---

OPERATIVE TECHNIQUE GUIDE HIP




# ABOUT

AceConnex™ Pre-Sutured Fascia is a pre-sutured allograft device that comes in three different total length sizes (60 mm, 100 mm, and 140 mm), that are trimmable for labral reconstruction and labral augmentation procedures.

Each size is available in two different diameters (5.0-5.5 mm and 5.5-6.0 mm).

The total pre-sutured fascia device length is measured between the outermost stitches. The trimmable region of the device allows the surgeon to modify the length to match the patient's anatomy.



# OPERATIVE TECHNIQUE

## STEP 1

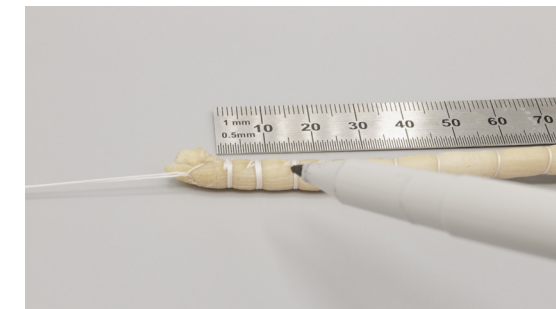
Determine the appropriate AceConnex size that is suitable for your specific patient's procedure. Thaw the device by immersing the device pouch completely in an ambient or warm sterile solution (not exceeding 37°C) for 10 to 30 minutes to thaw the allograft. Thawing time is dependent on size of device selected. After AceConnex is thawed, aseptically remove the pouch from the solution, open the pouch using a sterile cutting instrument and aseptically remove AceConnex from the pouch.



## STEP 2

Once removed from the pouch, verify the diameter and length of AceConnex with a sterile sizing block and/or sterile ruler.

**Note:** To distinguish the sutures in the trimmable region more clearly, use a surgical marker to better identify where to trim.

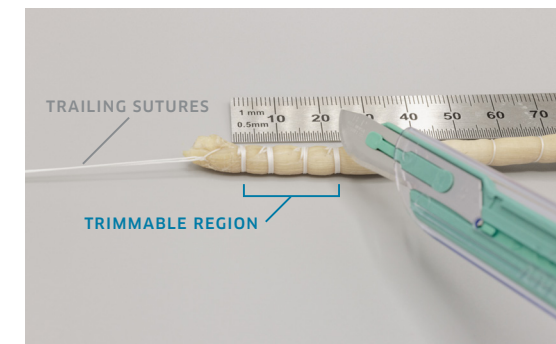


## STEP 3

Ensure the trimming is made within the trimmable regions; avoid cutting directly into the sutures within the trimmable region. Trimming can be performed either on the back table or in the joint. The trimmable region of each device is described in Step 1 and also shown in the respective image.

**Note:** If the device is not going to be trimmed, the ends of the device including the trailing sutures, must be cut off before implantation. The trailing sutures are intended to only assist with manipulation and handling of the device and are not to be used for fixation.

A trimmed AceConnex device is ready for implantation.



## STEP 4

Implant the AceConnex device around the acetabular rim using the preferred method of fixation.

**Note:** AceConnex can be implanted with either knotted or knotless suture anchors.



# AceConnex™

## PRE-SUTURED FASCIA

### AceConnex™ PRE-SUTURED FASCIA

LENGTH	WIDTH	PRESERVATION	REF/PRODUCT #
60 mm	5.0 - 5.4 mm	Frozen	PSF141060-5
60 mm	5.5 - 6.0 mm	Frozen	PSF141060-6
100 mm	5.0 - 5.4 mm	Frozen	PSF141100-5
100 mm	5.5 - 6.0 mm	Frozen	PSF141100-6
140 mm	5.0 - 5.4 mm	Frozen	PSF141140-5
140 mm	5.5 - 6.0 mm	Frozen	PSF141140-6



AceConnex is a sterile pre-sutured fascia allograft available in three trimmable lengths and two different diameters, which allows the surgeon to trim the allograft to match the patient's anatomy.

#### INDICATIONS FOR USE

The AceConnex Pre-Sutured Fascia is intended for use as a component in soft tissue surgical procedures where constructs including those with allograft tissues are used for reconstruction, replacement, or augmentation of the hip labrum.

**ORDER NOW**  
800.557.3587

AlloSource®, one of the largest human tissue providers, honors tissue donors by creating innovative dermis, cartilage, tendon, fascia, bone, and amnion allografts to help heal patients. Since 1994, we have continued to advance our allografts to improve patient outcomes, serving as a trusted tissue partner to the medical community. Learn more at [allosource.org](http://allosource.org).

AceConnex™ Pre-Sutured Fascia is a 510k cleared medical device. AlloSource is registered with the FDA as a tissue establishment and accredited by the American Association of Tissue Banks.

The AceConnex products are covered under US Patent: 11,607,315



6278 S Troy Cir  
Centennial, CO 80111  
USA

**MAIN** 720.873.0213  
[allosource.org](http://allosource.org)